

RUBY REDFORT

CODE-BREAKING KIT


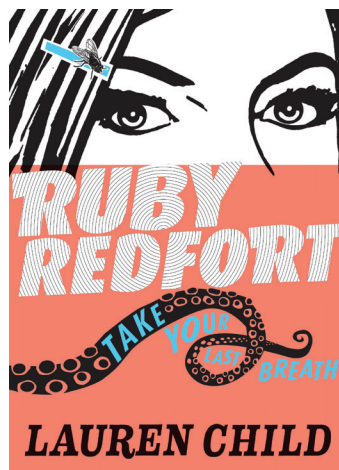

Hey, buster!

Everyone knows that Lauren Child's Clarice Bean is exceptionordinarily keen on the Ruby Redfort books. Now in her own starring role, Ruby, a genius code-cracker and daring detective, works for a secret crime-busting organization called Spectrum. Ruby gets into lots of scrapes with evil villains, but she's always ice-cool in a crisis.

"The thing I love about the Ruby Redfort series is that it is always exciting . . . You will literally be on the edge of your wits." —*Clarice Bean, Ruby's number one fan*

HOST A RUBY REDFORT EVENT:

Even a kid as clever as Ruby doesn't get to be a secret agent overnight. Host a Ruby Redfort event for fans of the series and get them warmed up with some anagrams, codes, and ciphers. Soon enough they will be master code-crackers themselves.



RUBY REDFORT

EVENT IDEAS

Themed Cupcakes

Supplies: mini cupcakes, bright food coloring or icing, cupcake flag template from the kit, toothpicks, glue stick

Ruby knows that cake is “one of life’s great wonders.” And what’s better than cake? Cupcakes, of course! Bake up some cupcakes to share with guests (bite-size ones to avoid a mess) and, after allowing time to cool, frost with brightly colored icing. Using the corresponding template, print out the Ruby Redfort flags and cut them apart. Dab glue on the edges and wrap each flag around a toothpick until the edges meet. After rubbing between your fingers to activate the glue, stake the flagged toothpicks into the cupcakes.

Ruby’s Super-Secret Name Cipher

Supplies: name tags, markers, cipher handout from the kit

Ruby loves codes and ciphers, so what better way to kick off the event than getting readers to encrypt their names? Provide each guest with a name tag, supply copies of the corresponding handout, and instruct the group to figure out how to write their names in shapes according to Ruby’s cipher. Once everyone has finished, have them wear their encoded name tags and see if they can decipher one another’s names.

Writing with Invisible Ink

Supplies: lemon or lemon-juice concentrate, bowls, paper, paintbrushes or cotton swabs, sunlight or heat source

Where would an agent be without the opportunity to send a secret message? Set up a special craft table with a tablecloth, then squeeze juice from a lemon or pour lemon-juice concentrate into a few bowls and set them out on the table. After providing each guest with a paintbrush or cotton swab, have everyone dip their writing utensils into the lemon juice and write secret messages on the paper. Allow time to dry. At home after the event, kids can read their secret messages by holding the paper up to the sunlight or a light bulb, or heating the paper with a hairdryer (with help from an adult). The heat will cause the lemon juice to turn brown, and the secret message will be revealed!


Ruby’s Rules

Supplies: a pad of paper, marker

Ruby has lots of rules for being a good secret agent. Such as Rule 1: *You can never be completely sure what might happen next.* And Rule 28: *It doesn’t matter if it’s hard to believe: if there’s no other explanation, it’s gotta be true.* As a group, brainstorm your own detective rules and write them down on a pad of paper.



























RUBY REDFORT

CUPCAKE FLAGS



RUBY REDFORT

RUBY'S SUPER-SECRET NAME CIPHER

	A 	B 	C 	D 	
E 	F 	G 	H 	I 	J 
K 	L 	M 	N 	O 	P 
Q 	R 	S 	T 	U 	V 
	W 	X 	Y 	Z 	

RUBY REDFORT

ANAGRAMS

Crack these anagrams of Ruby's favorite tools and the people in her life!

#	Anagram	Anagram cracked
Ex:	Derby fur rot	Ruby Redfort
1	Seat rot	
2	Such wet race	
3	Royal rocketing	
4	Overweight witches drool	
5	Can clew cry	
6	Unlace so	
7	Scrim rods	

ANSWERS: 1. toaster 2. rescue watch 3. locator key ring 4. voice thrower dog whistle 5. Clancy Crew 6. Consuela 7. Mrs. Drisco

RUBY REDFORT

DOUBLE PUZZLE

Unscramble some of Ruby's favorite sayings and use the corresponding letters to crack the final code.

TLE

--	--	--

6

THME

--	--	--	--

TEA

--	--	--

KACE

--	--	--	--

ERDOB

--	--	--	--	--

1

12

NYEDOB

--	--	--	--	--	--

19

16

18

ELFEBI

--	--	--	--	--	--

21

24

MOES

--	--	--	--

25

ASYD

--	--	--	--

4

KNSIT

--	--	--	--	--

11

15

FI

--	--

8

NI

--	--

TDUBO

--	--	--	--	--

7

9

2

20

AYS

--	--	--

13

GITONHN

--	--	--	--	--	--	--

23

17

NAPCI

--	--	--	--	--

22

LILW

--	--	--	--

FEEZER

--	--	--	--	--	--

10

RUOY

--	--	--	--

5

BANIR

--	--	--	--	--

3

14

ANSWER:

--	--	--	--

1

2

3

4

--	--	--	--	--	--	--

5

6

7

8

9

10

11

--	--	--	--	--	--

12

13

14

15

16

17

							V	
--	--	--	--	--	--	--	---	--

18

19

20

21

22

23

24

25


ANSWERS: Let them eat cake; Bored beyond belief; Some days stink; If in doubt say nothing; Panic will freeze your brain; Final phrase: Ruby Redfort Darling Detective

RUBY REDFORT

CROSSWORD PUZZLE

It's not enough for Ruby fans to complete a regular crossword puzzle.
Use the key to decipher the clues. Then, and only then, can you complete the crossword!

A	B	C	D	E	F	G	H	I	J	K	L	M	N	O	P	Q	R	S	T	U	V	W	X	Y	Z
+	*	€	^	&	%	\$	@	!	¥	‡	¢	¶	£	«	!	~	≥	»	{	æ	?	}	€	∫	÷



Across

2. ≥æ*∫ €«¢¢&€{» { @&»&
3. ≥æ*∫'» *&»{ %≥!&£^
5. ≥æ*∫'» «£¢∫ }&+‡£&»»
6. ≥æ*∫ ^≥!£‡» { @!>
8. { @& !¢+€& ≥æ*∫ ¢!?!&»

Down

1. { @& »@&≥¶+£ { ≥&&
««‡ ≥æ∫ ¢«?&»
4. ≥æ*∫'» »{ ≥&&{
7. ≥æ*∫'» *æ{ ¢&≥

Across 1. The Sherman Tree book that Ruby loves: *Unlock My Brain* 2. Ruby's best friend: Clancy 3. Ruby's only weakness: eyes 4. Ruby's street: Cedarwood 5. Ruby's butler: Hitch 6. The place Ruby lives: Twinford 7. The place Ruby lives: Twinford 8. The place Ruby lives: Twinford